



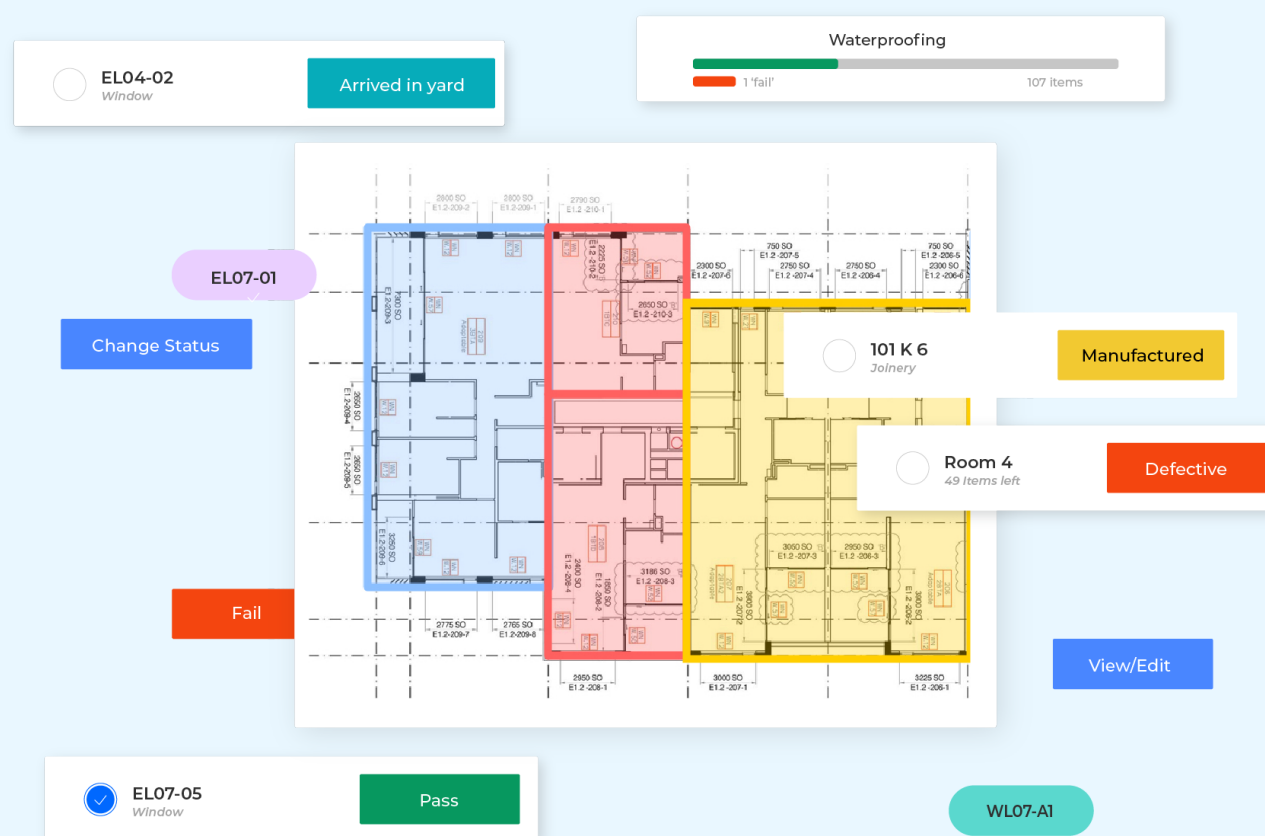
Manufacturers

What's in it for me?

This guide is for both new and experienced Matrak users. Each tip has two parts:

 *How it works in Matrak*

 *Why this Matters?*



1 Improve the productivity of your fabrication and manufacturing line

HOW IT WORKS IN MATRAK

Troubleshoot your supply chains and help perfect your Bill of Materials with a solution that integrates seamlessly with your ERP and other important systems. Turn large amounts of raw information into actionable insights and improve every day operations by making informed decisions. Matrak helps boost productivity by:

- Provides operational analytics, so you can calculate the speed and quality on different production lines, and help optimise how your team works
- Makes fabrication drawings available from any smartphone or tablet for everyone involved in your project, allowing them to easily check their work and requirements, without carrying around huge piles of paper
- QR code stickers replace existing barcodes, making it quick to track product without creating extra work

WHY THIS MATTERS

Streamlined and efficient operations are key to company growth, increasing revenue and maintaining customer satisfaction. Keeping up with the latest manufacturing technology trends is one of the best ways to improve productivity in the industry. Since digital technology is constantly growing and changing, it's necessary to stay alert in order to remain competitive.

2 Share information with better communication to save resources

HOW IT WORKS IN MATRAK

Protect your work with built-in, real-time digital audit trails and attach photos to manufactured materials at any stage and location of the construction lifecycle.

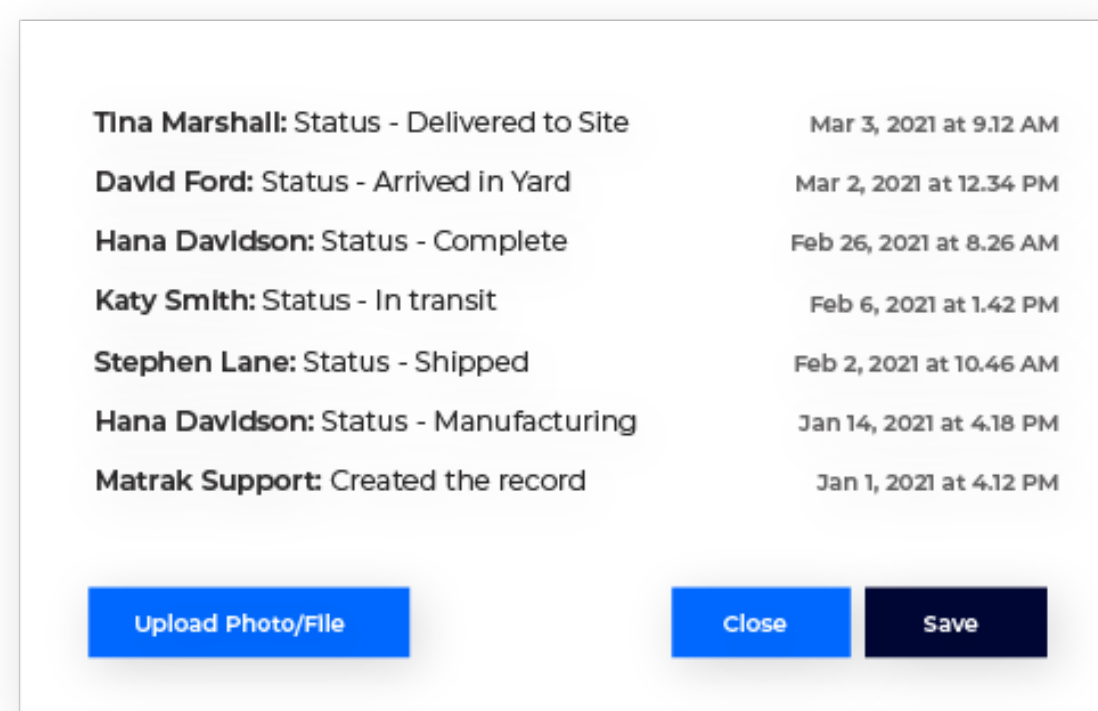
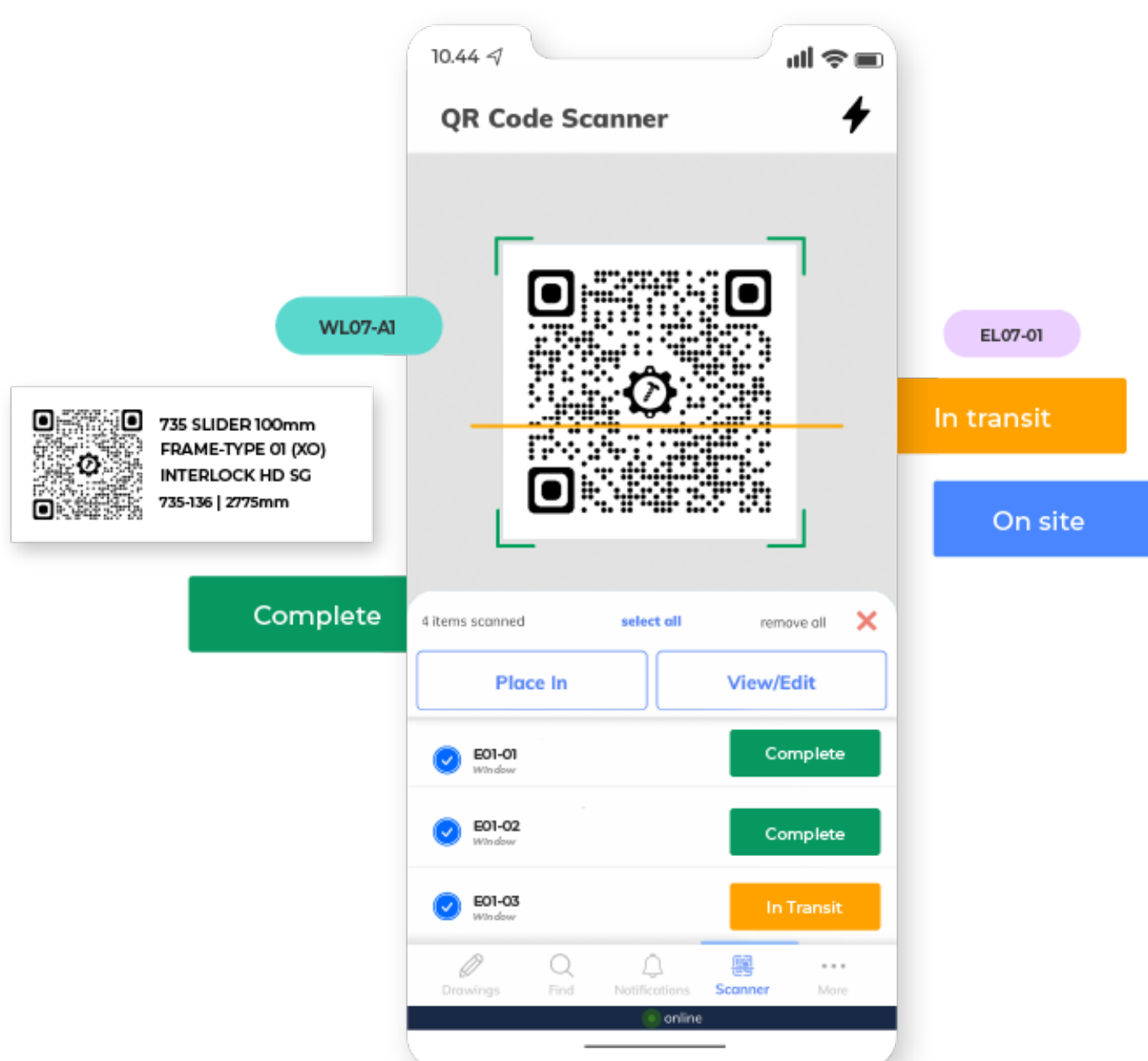
Attaching photos, along with Matrak's built-in auditing functionality, provides your materials with quality insurance and proof of work that protects your bottom line. Because the software is cloud-based, all information you enter is accessible to your clients, and even in their preferred language.

Meaning simply inputting information into Matrak instantly communicates material updates and information to clients.

WHY THIS MATTERS

It's not uncommon to have difficulty tracking materials and knowing they've made it to site and safely. If clients can't find specific materials, it involves to-and-fro contact (emails, phone calls, text messages and more) just to locate a single product.

Providing real-time evidence to your clients of your material's shipping locations and that they are of top quality prevents you from losing resources, or even taking the blame for materials you've successfully produced.



LEARN MORE


For more support in using Matrak effectively, check out our Knowledge Base articles which run you through step-by-step on the many features of our Matrak software. Or scan the QR code to book a demo of Matrak.




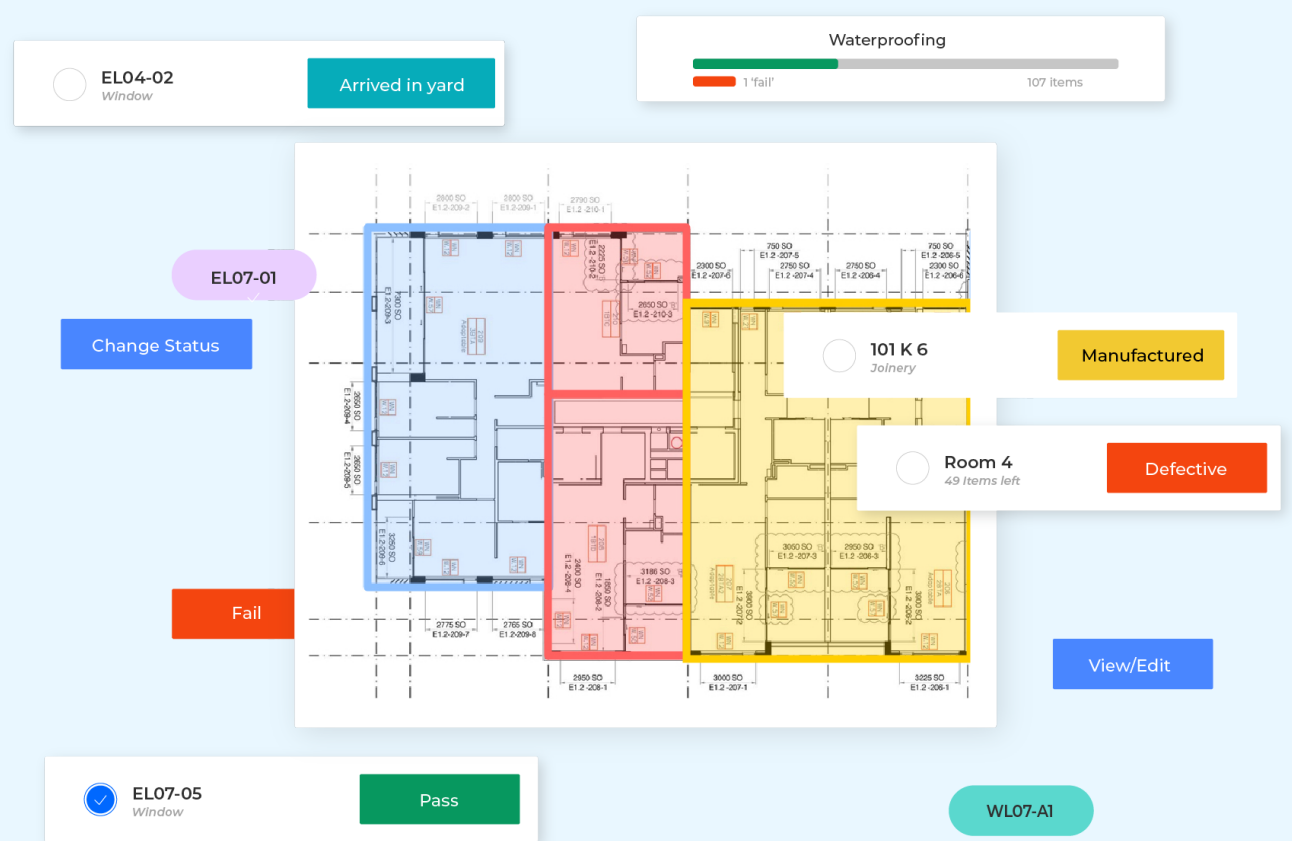
Manufacturers

What's in it for me?

This guide is for both new and experienced Matrak users. Each tip has two parts:

 *How it works in Matrak*

 *Why this Matters?*



3 Build your reputation with local and overseas builders

HOW IT WORKS IN MATRAK

Matrak builds and protects your reputation by:

- Producing run rate reports that prove you provide accurate packing list information in a timely manner to your builders.
- Using QR code stickers to help your client's teams (installers) easily know what products are in which stillages and crates. Meanwhile, interactive drawings help them identify where those materials are supposed to go onsite.
- Get reorders for defects quicker with instant notifications. If your client marks a material as defective, turning on your in-app notifications allows you to note the issue, remake and resend materials as soon as possible. This keeps you and your clients on schedule, which gets the job done faster.

WHY THIS MATTERS

Different time zones and language fluency are often barriers in a global supply chain. Cloud-based software is a solution to this issue because not only can it be customised to the appropriate language, but it empowers users to see material status and location in real-time without the to-and-fro messaging.

Working in a digital way builds trust and encourages cohesive and positive working stakeholder relationships. Protecting your reputation in the industry.

4 Automatically create custom reports that simplify QC procedures

HOW IT WORKS IN MATRAK

Matrak's API integration gives the ability to set up internal ERP integrations, so when you update your internal systems or generate packing lists, it automatically syncs in Matrak and notifies your clients. Here's some other great benefits:

- Instantly provides real time product information to your client, in their native language, without having to do any extra time-consuming work.
- Easily generate and update quality reports in seconds by scanning product QR codes. Quality reports also include photos, a timestamp and digital signature to help your team protect themselves.
- Reduce miscommunication, and simplifies data management while making information searchable – even years later.

WHY THIS MATTERS

Often, manual reporting is filled with errors and holds static data that can't be shared in real-time. Quality checks and reports often need to be saved for auditing purposes. They also need to be easily obtainable, should your company need to prove it followed appropriate guidelines and quality check processes.

Because traditional quality reporting is paper based, it's hard to know whether the right things have been checked, and easily prove you did the right thing in a future dispute. Putting the business at risk to making decisions based off unreliable information.

LEARN MORE

For more support in using Matrak effectively, check out our Knowledge Base articles which run you through step-by-step on the many features of our Matrak software. Or scan the QR code to book a demo of Matrak.

