


Logistics

What's in it for me?

This guide is for both new and experienced Matrak users. Each tip has two parts:

 How it works in Matrak

 Why this Matters?



1 Improve inventory warehouse management

HOW IT WORKS IN MATRAK

Track internal inventory and stock to reduce overheads and save time managing stock in the warehouse.

- Pack materials into QR coded pallets or containers assigned to specific levels and floors so warehouse teams can quickly find products and transport the correct materials to site
- Time-stamped audit logs allow traceability to know when materials move or if products are lost or damaged

WHY THIS MATTERS

Keeping better track of internal inventory takes the guesswork out of understanding how many items are in stock, which clients they need to go to and who accepted damaged products. Which helps make your business run more efficiently.

2 Competitive advantage: Provide a better service to your clients

HOW IT WORKS IN MATRAK

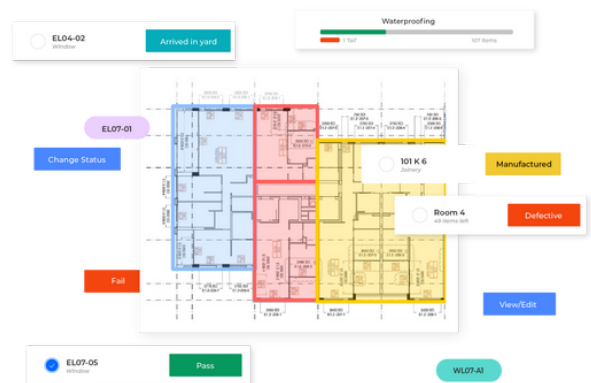
By inputting information into Matrak, you provide clients with the data they need on all critical touch points, such as:

- Live material supply chain data—know precisely where materials are in the supply chain
- Validate that all required checks are done
- Confirm that deliveries have been received
- Use QR codes for site teams to understand what products have been received and where products need to be installed on-site

WHY THIS MATTERS

Confidently informing and showing clients that materials have been received enhances the impact of stakeholder communications and supports more effective expectation management.

Providing this level of visibility to your clients helps to build trust and ensures your reputation as a reliable partner.



LEARN MORE

For more support in using Matrak effectively, check out our Knowledge Base articles which run you through step-by-step on the many features of our Matrak software. Or scan the QR code to book a demo of Matrak.




Logistics

What's in it for me?

This guide is for both new and experienced Matak users. Each tip has two parts:

 How it works in Matak

 Why this Matters?



3 Enhance your supply chain collaboration.

HOW IT WORKS IN MATAK

Matak's material tracking software provides the essential communication needed for project-wide collaboration. Because Matak is cloud-based software, all information entered, including when materials have been received and their warehouse location, is all accessible in real-time to everyone on your project network, even in their preferred language.

Inputting information into Matak communicates material movement updates and information to clients and key project stakeholders.

WHY THIS MATTERS

Miscommunication can cause disputes within construction teams and clients and lead to missing materials and unwarranted delays.

Being able to provide real-time updates and visibility into the movements and location of materials enables project-wide supply chains to work together.

4 Protection of work

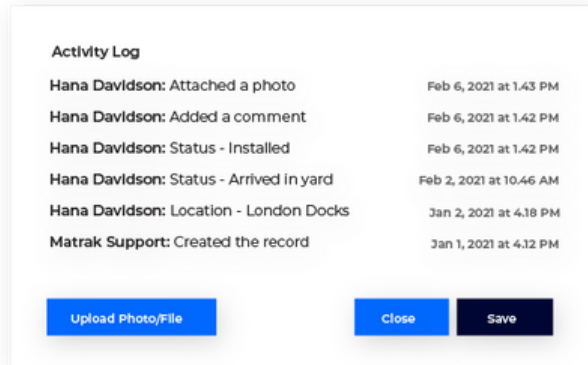
HOW IT WORKS IN MATAK

Digital audit logs protect your work and prove when items were delivered and received. Keep quality assurance with the ability to attach photos that prove that all items were received and packed and in good condition.

WHY THIS MATTERS

Proving that your team is not responsible for lost or damaged materials can be costly, time-consuming and frustrating. Not only does this investigation waste valuable time and money, but it often requires extra resources to fix the error. It can also add supply chain delays during critical stages of the project.

You can avoid potential construction disputes and even litigation by ensuring that information is appropriately documented.



LEARN MORE

For more support in using Matak effectively, check out our Knowledge Base articles which run you through step-by-step on the many features of our Matak software. Or scan the QR code to book a demo of Matak.

